



Department of Sociology and Anthropology  
Faculty of Humanities and Social Sciences  
**Mahasarakham University**

Khamriang Sub-District , Kantarawichai District  
**2 December 2013**

# **PEISOR Model and Perspectives of Human Security & Peace Ecology**

**Hans Günter Brauch**

Adj. Prof., Free University of Berlin (Germany) ret.

**Chairman, Peace Research and European security Studies (AFES-PRESS)**

Editor, Hexagon Series on Human, Environmental Security and Peace

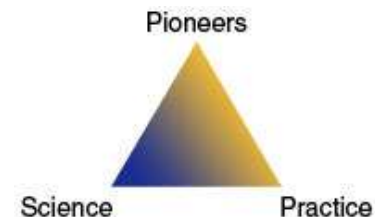
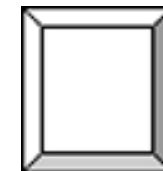
Springer Briefs in Environment, Security, Development & Peace

SpringerBriefs on Pioneers in Science & Practice



 UNITED NATIONS  
UNIVERSITY  
**UNU-EHS**  
Institute for Environment  
and Human Security

Freie Universität  Berlin



# Contents

- 1. Research Question & Structure of the Presentation**
- 2. The PEISOR Model: Linking Global Environmental Change (P) with Environmental Effects (E), Impacts (I), Societal Outcomes (SO) and Policy Responses (R)**
- 3. A Human Security Approach to Urban Climate Change and Community Resilience**
- 4. Reflections from an Emerging Peace Ecology**
- 5. Relevance of the Model and the Two Perspectives for Thailand?**
- 6. We are the threat and victims and should become the solution**

# 1. Research Question & Structure of the Presentation

โรงเรียนเบญจมบพิตร เข้าร่วมโครงการ...  
**จัดการมูลฝอยโดยชุมชน**  
(Community Based Solid Waste Management : CBM)

มุ่งสู่การเป็นชุมชนปลอดขยะ (Zero waste) ชุมชนน่าอยู่และเป็นชุมชนที่มีวิถีชีวิต  
เป็นมิตรกับสิ่งแวดล้อม (Bangkok Green Community)

สำนักสิ่งแวดล้อม กรุงเทพมหานคร [www.bangkok.go.th/environment](http://www.bangkok.go.th/environment) และ [www.bangkokgreencity/bangkok.go.th](http://www.bangkokgreencity/bangkok.go.th)

# 1. Research Question & Structure of the Presentation

## Structure of the presentation

- **Assessment of climate change impacts**
- **PEISOR Model**: Stimulus & response model
- **Human Security Approach**: freedom from hazard impacts
- **Peace Ecology Perspective**: sustainable peace.

# 1.1. We are the threats! we are the victims!



# 1.2. We do not seem to care

## UN Climate Change negotiations are blocked

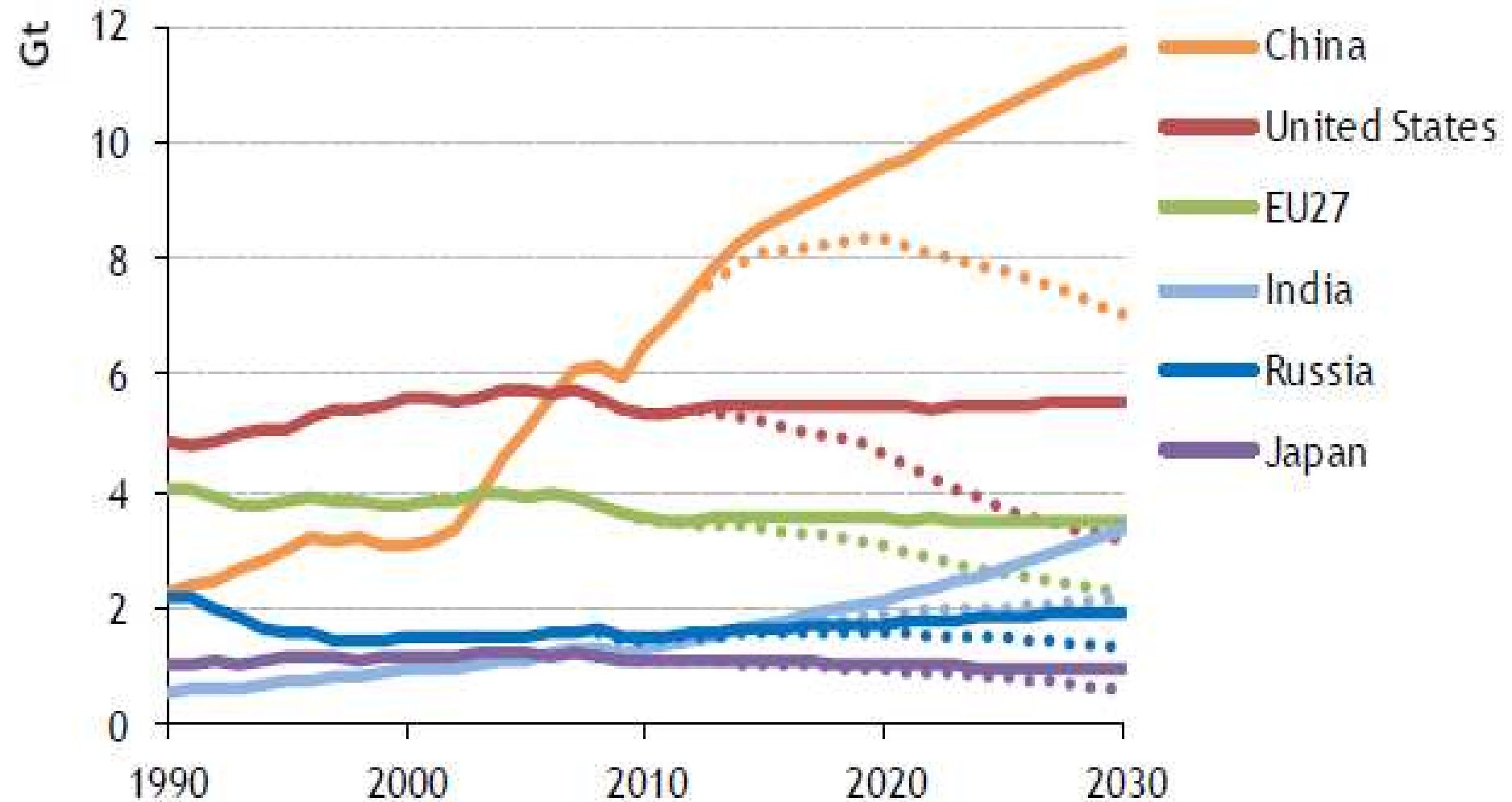


- UNFCCC (1992)
- Kyoto Protocol (1997)
  - Annex I country: -
  - Non-annex I countries: no reduction obligations
- COP 15 (Copenhagen) 2009
- COP 16 (Cancun) 2010
- COP 17 (Durban) 2011
- COP 18 (Doha) 2012)
- COP 19 (Warsaw) 2013

Goal by 2015 agreement to enter into force by 2020-  
: At present doubtful



# 1.3 Energy-related CO2 Emissions for EU27, US, Japan, Russia, China & India (1990-2030)



# 1.4. Internat. Energy Agency, 2011, Global GHG Emissions (1970-2050)

Figure 7.5. **Global GHG emission pathways: Baseline and mitigation cases to 2050 compared to 2100 stabilisation pathways**

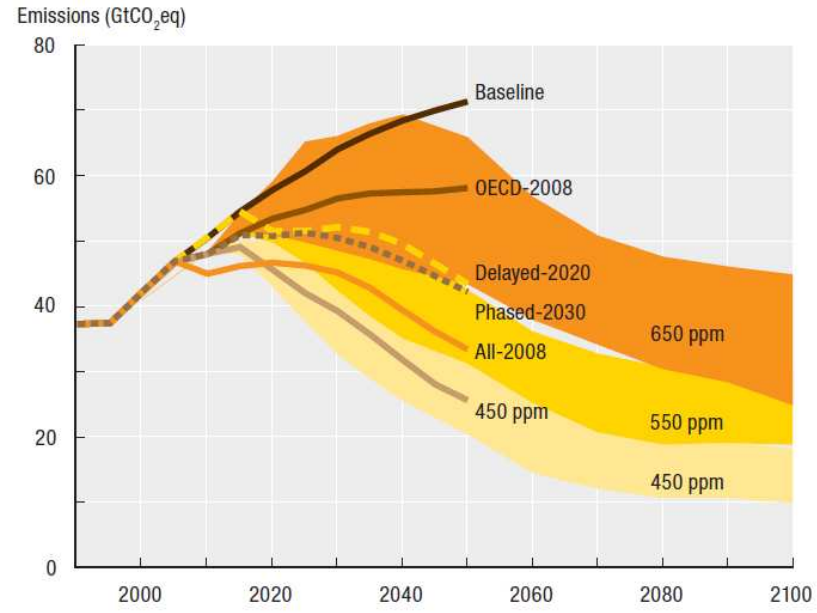
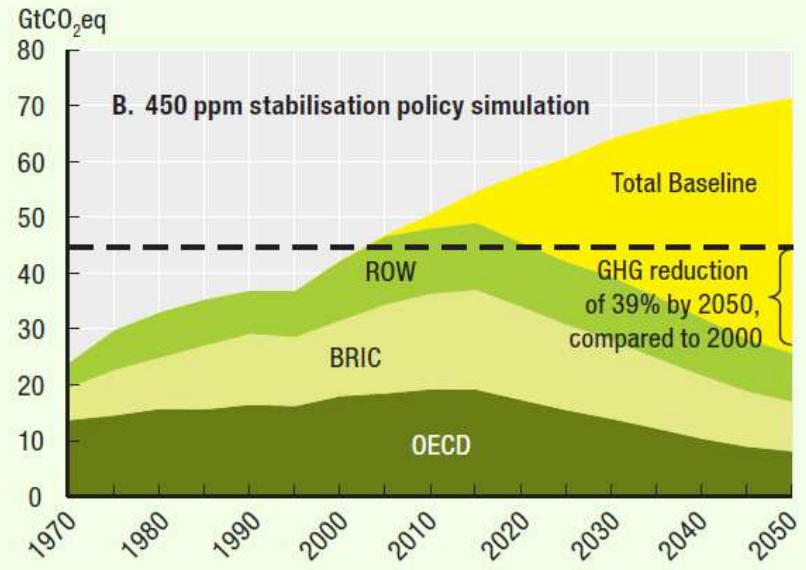
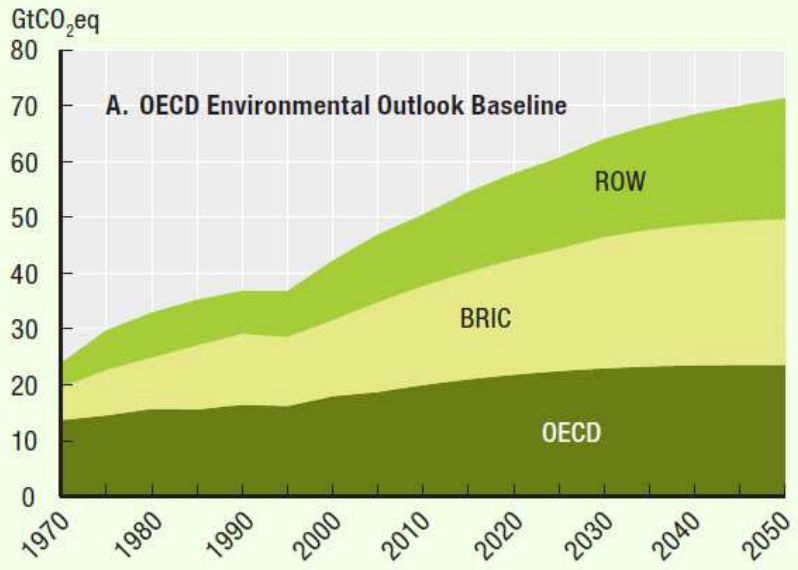
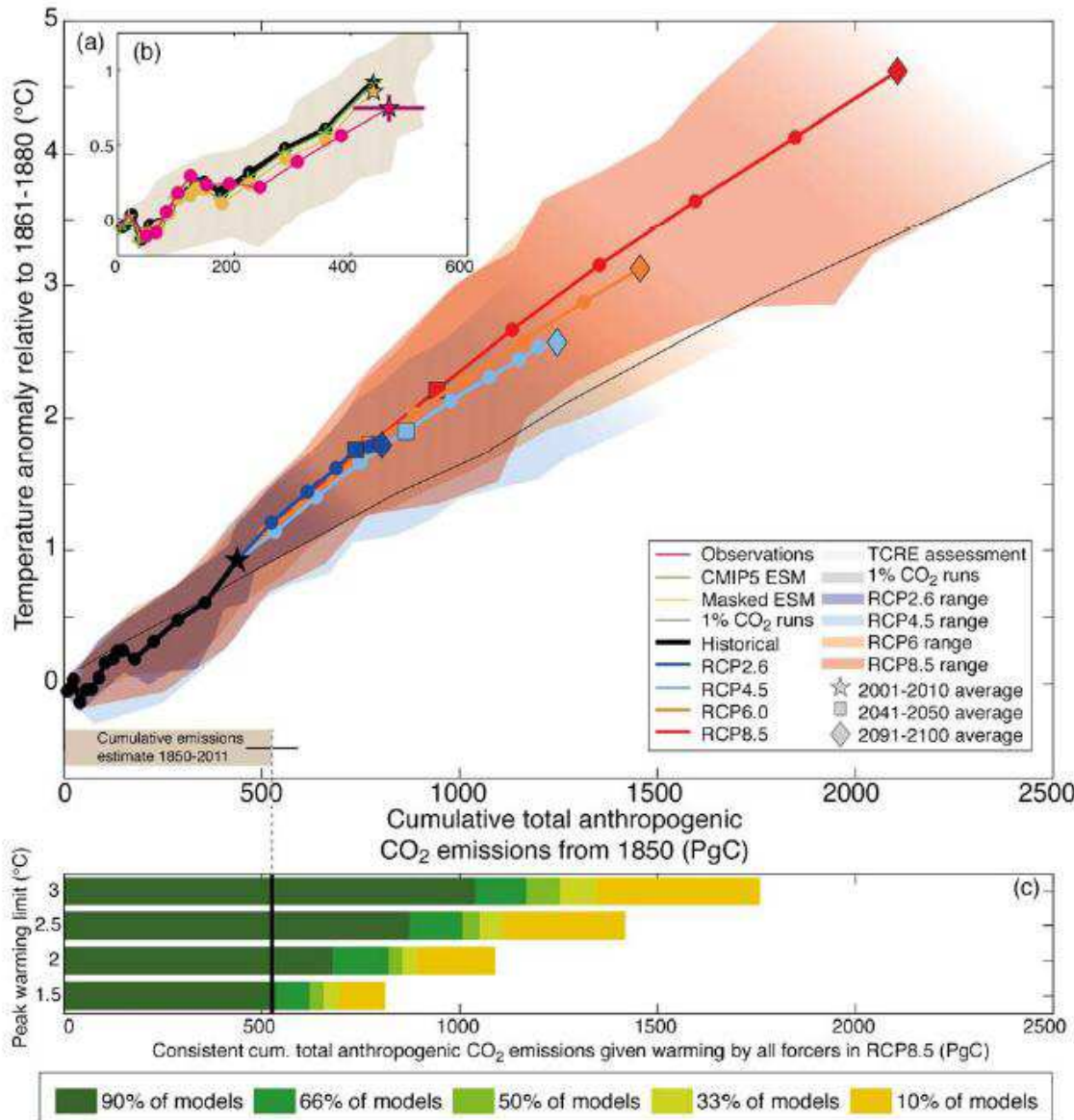


Figure 0.2. **Total greenhouse gas emissions (by region), 1970-2050**





# 1.5. IPCC, 5th Assessment Report, 2013



## 4 Physical affects:

- Temperature increase
- Precipitation change
- Sea level rise: to up to 1 metre is possible 2100
- Extreme events
  - Tropical storms (typhoons, Cyclons, Hurricanes)
  - Winter Storms
  - Floods
  - Land slides
  - Droughts
- Societal effects

# 1.6. What and Who is the Cause and Victims?

## What is the cause?

- Burning of hydrocarbons:
  - Coal. Oil and gas
- Modern economy:
  - Energy, transportation
  - agriculture

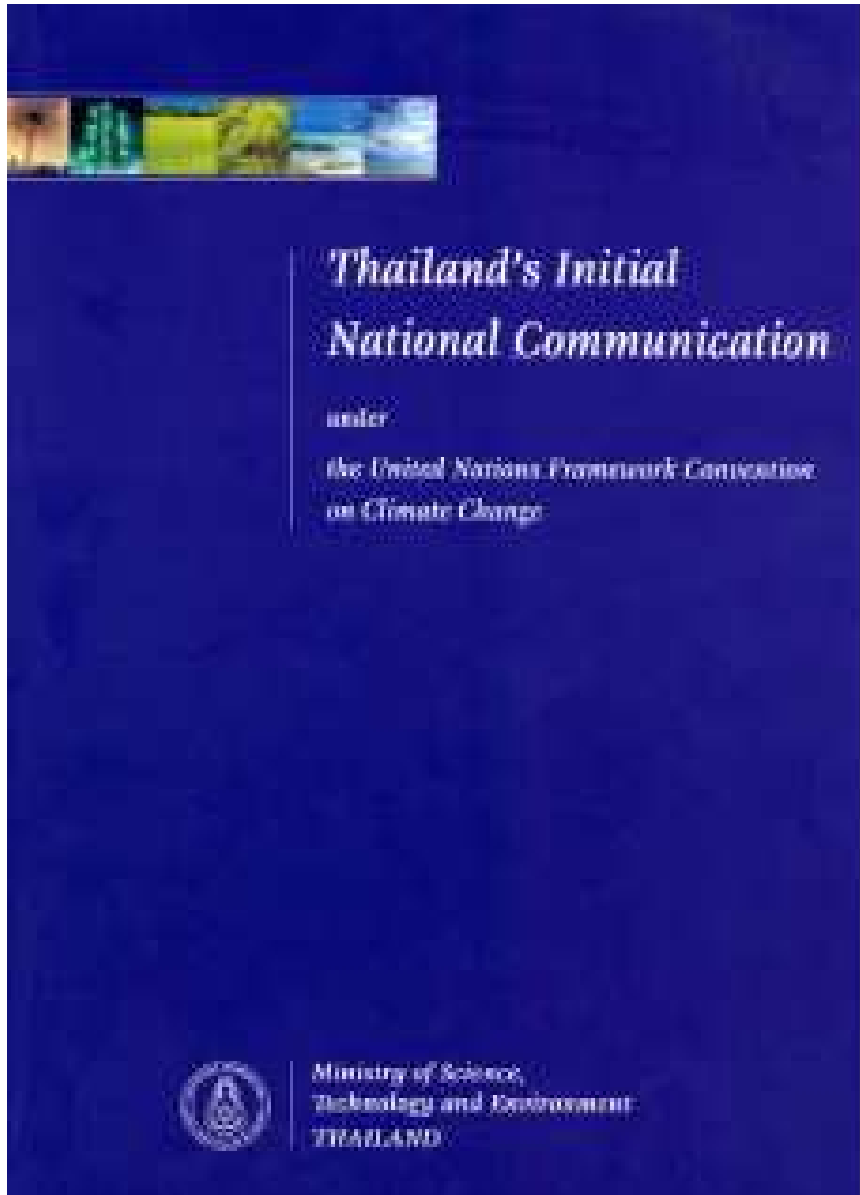
## Who is responsible?

- **Historically: industrialized countries**
- **But increasingly: threshold countries**
  - 2007: China overtook USA

## Who is the victim?

- **South: especially Asia**
  - China
  - India
- **But also the North**
  - USA (Katrina, Sandy)
  - Germany (2002, 2013) floods
- **We are all responsible:**
  - North and South
- **We both have to act**
  - North and South
  - Germany & Thailand

# 1.7. Thailand – UNFCCC National Communications (2000->1994, 2011->2000)



Office of Natural Resources and Environmental Policy and Planning  
Ministry of Natural Resources and Environment

## **1.8 Thailand National Communications to UN Framework Conv. Climate Ch. (2000, 2011)**

In 2000, Thailand emitted 210.23 million tons of CO<sub>2</sub> and absorbed 52.37 million tons of CO<sub>2</sub>. Thus, Thailand's net CO<sub>2</sub> emission in 2000 was 157.86 million tons. The amount was lower than in 1994, when 202 million tons net of CO<sub>2</sub> was emitted. Of the total CO<sub>2</sub> emission in 2000, power generation emitted 150 million tons or more than 90% of net CO<sub>2</sub> emission. The remaining amount was mainly emitted by industrial processes (16 million tons), while an insignificant amount was emitted by waste management (see table below).

In the energy sector, power generation was the largest emitter of CO<sub>2</sub> (64.2 million tons), followed by transportation at 44.4 million tons, and industry at 30.3 million tons. As for industrial processes, almost all CO<sub>2</sub> emission from this sector was emitted by cement production.

# 1.9 Second National Communication to UNFCCC (2011)

Main Greenhouse Gas	CO <sub>2</sub> emissions (Gg)	CO <sub>2</sub> removals (Gg)	CH <sub>4</sub> (Gg)	N <sub>2</sub> O (Gg)
Total national emissions and removals	210,231.2	-52,374.0	2,801.5	40.0
1. Energy	149,914.6	0.0	413.9	2.5
2. Industrial processes	16,059.3	0.0	6.4	0.6
4. Agriculture			1,977.0	33.4
5. Land use change and forestry	44,234.1	-52,374.0	10.4	0.1
6. Waste	23.3		393.8	3.3

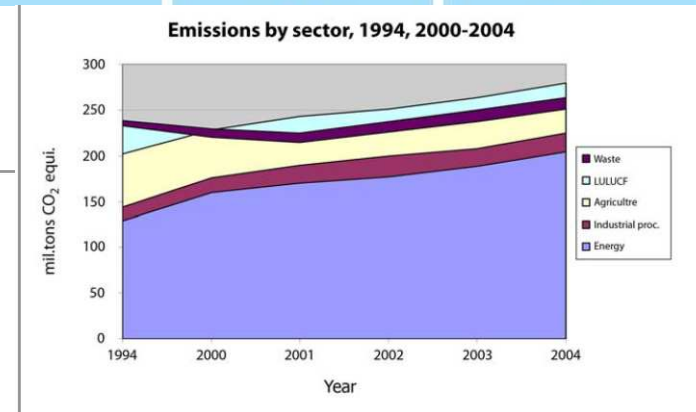
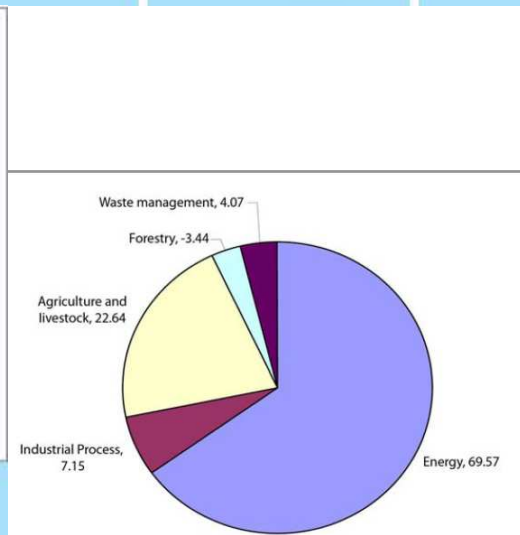
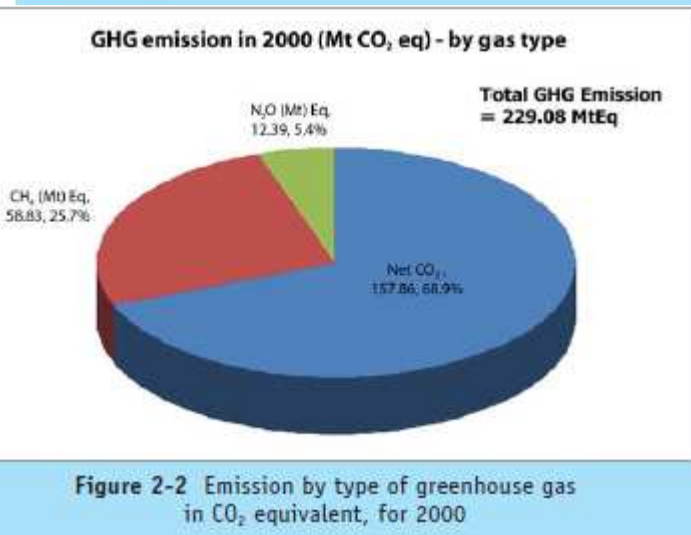


Figure 2-2 Emission by type of greenhouse gas in CO<sub>2</sub> equivalent, for 2000

Figure A GHG emission by source in CO<sub>2</sub> equivalent, for 2000 (%)

# 1.10. CO2 Emissions in Energy Sector

- **Source:** Second national communication of Thailand to UNFCCC of 2011 (data of 2000). **From 2000-2012 CO2 emissions increased probably more than 50%**

Emission in 2000 in 'Energy Sector' (Mt CO<sub>2</sub> eq, %)

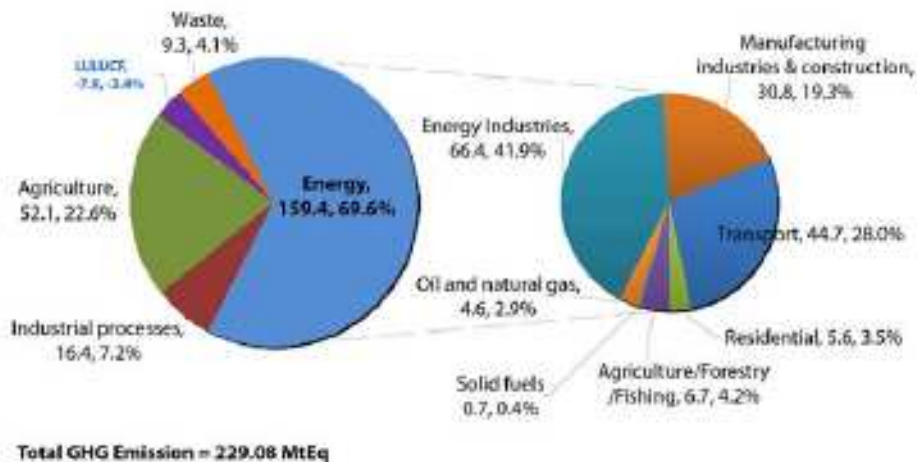


Figure 2-3 Emissions from the energy sector in CO<sub>2</sub> equivalent, for 2000

CO<sub>2</sub> from energy sector, 1994, 2000-2004

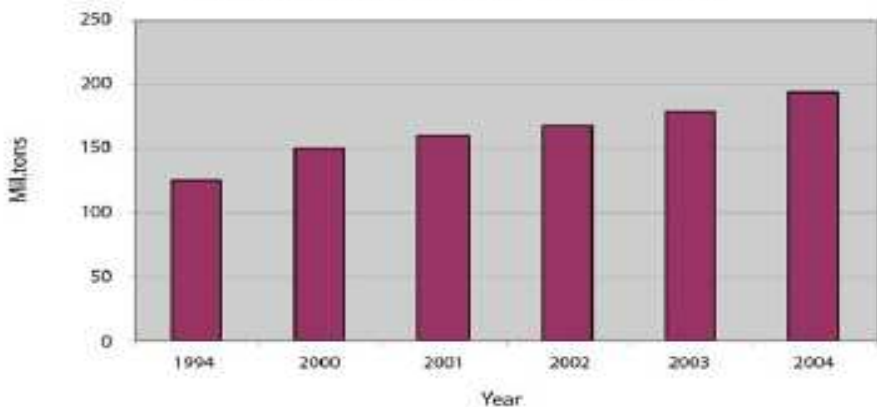


Figure 2-10 Thailand CO<sub>2</sub> emissions from the energy sector, 1994, 2000-2004 (million tons)

Emission from 'Agriculture' in 2000 (Mt CO<sub>2</sub> eq, %)

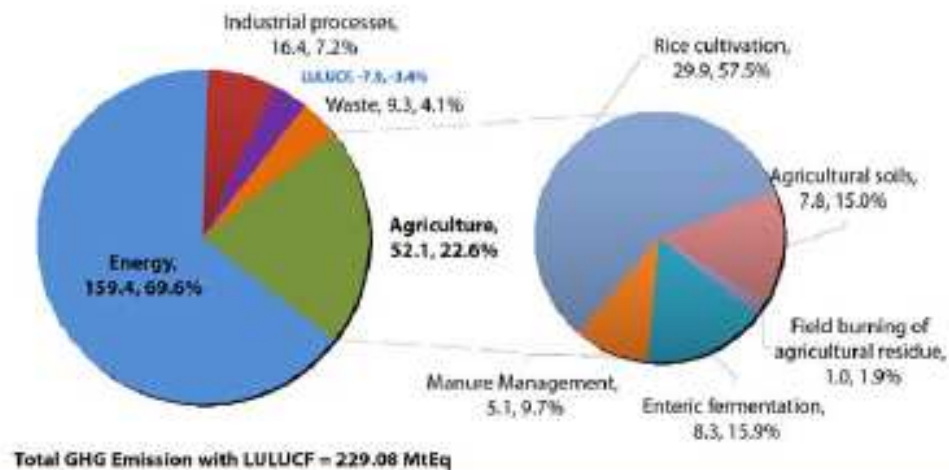


Figure 2-5 Greenhouse gas from all sectors and agriculture, by source in CO<sub>2</sub> equivalent, in 2000

# 1.11 International Energy Agency (2013) on Thailand's Emissions (1990-2010)

**IEA (CO<sub>2</sub> Emissions from Fuel Combustion, 2012 (3/2013)).**

**1) GHG emissions (sec. approach) 1990-2010: World: +44.4%**

– Malaysia: +272%, Vietnam: +658%, China: +223.5%; **Thailand: +208.7%**, Singapore: 114.1% , **Asia: +160.4%**

**• Thailand 1990: 80.5; 2000: 158.1; 2010: 248.5 mio. tons of CO<sub>2</sub>**

**2) Total primary energy supply (Mio. ton, oil equivalents)**

Malaysia: +237.1%, Vietnam: +231.5%, China: +183.3%; **Thailand: 180,0+%**, Singapore: 184.3% , **Asia: 115.3+%**

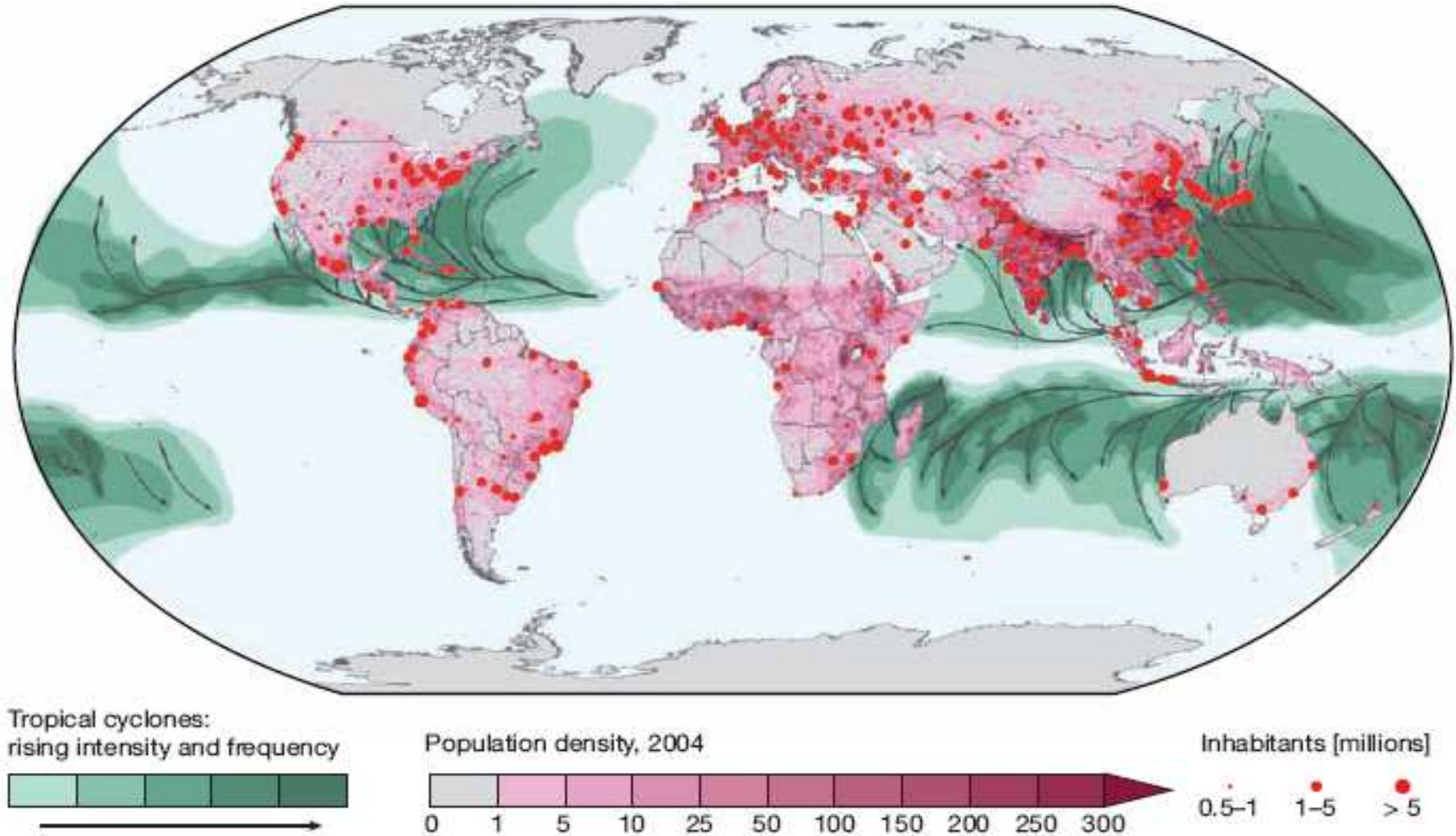
**3) Per capita emission by sector in 2010 (kg CO<sub>2</sub> / capita):**

**Total CO<sub>2</sub> Emissions from fuel combustion: 6 514, Vietnam: 1 501, China: 5 395; Thailand: 3 596, Singapore: 12 395 , Asia: 1 494**

**Transportation: Malaysia: 1494, Vietnam: 348, China: 382;**

**Thailand: 801, Singapore: 1580, Asia: 237**

# 1.12 Tropical Cyclones: Threat to Megacities



**Figure 6.4-1**  
Tropical cyclone threat to urban agglomerations.  
Cartography: Cassel-Gintz, 2006.  
Source: WBGU



# 1.13 Disasters: Killed, Affected & Economic Damage

Disaster	Date	No Killed	Disaster	Date	No Total Affected
Earthquake (seismic activity)	26-Dec-2004	8,345	Drought	Apr-2008	10,000,000
Flood	5-Aug-2011	813	Flood	5-Aug-2011	9,500,000
Storm	27-Oct-1962	769	Flood	10-Oct-2010	8,970,653
Flood	19-Nov-1988	664	Drought	Mar-2010	6,482,602
Earthquake (seismic activity)	Jun-1955	500	Drought	Jan-1999	6,000,000
Storm	3-Nov-1989	458	Flood	30-Jun-1996	5,000,000
Flood	10-Oct-2010	258	Drought	Feb-2002	5,000,000
Flood	3-Jan-1975	239	Flood	1-Aug-1995	4,280,984
Flood	1-Aug-1995	231	Flood	Oct-2002	3,289,420
Flood	20-Aug-2006	164	Flood	3-Jan-1975	3,000,093

Disaster	Date	Damage (000 US\$)
<b>Flood</b>	<b>5-Aug-2011</b>	<b>40,000,000</b>
Flood	27-Nov-1993	1,261,000
Earthquake	26-Dec-2004	1,000,000
Storm	3-Nov-1989	452,000
Drought	Jan-2005	420,000
Flood	Dec-1993	400,100
Flood	Aug-1978	400,000
Flood	19-Jan-1984	400,000
Flood	10-Oct-2010	332,000
Flood	31-Oct-1993	319,850

**Main Disasters in Thailand: recent & CC-related**

# 1.14 2nd National Communication (2011)

Table 3-2 Disaster and damages in Thailand, 2001-2006

Year		2001	2002	2003	2004	2005	2006
Storm	Frequency (times)	1,061	594	3,213	3,834	1,313	1,883
	Provinces (number)	70	67	76	76	57	65
	Household (number)	32,100	23,070	146,024	70,818	32,449	30,296
	Public utility loss (mil.baht)	501.0	213.3	457.4	398.4	148.9	92.4
Drought	Provinces (number)	51	68	63	64	71	61
	Household (number)	7,334,816	2,939,139	1,399,936	1,970,516	2,768,919	2,960,824
	Loss (mil. Baht)	72.0	508.8	174.3	190.7	7,565.9	495.3
Flood	Provinces (number)	60	72	66	59	63	58
	Household (number)	919,699	1,373,942	485,436	619,797	763,847	1,673,822
	Loss (mil.baht)	3,666.3	13,385.3	2,050.3	850.7	5,982.3	9,627.4

Source: Department of Disaster Prevention and Mitigation, Ministry of Interior

# 1.15 IPCC Special Report of 2012 (SREX)

MANAGING THE RISKS OF EXTREME  
EVENTS AND DISASTERS TO ADVANCE  
CLIMATE CHANGE ADAPTATION



SPECIAL REPORT OF THE  
INTERGOVERNMENTAL PANEL  
ON CLIMATE CHANGE


**ipcc** 

Task of scientific community  
(**knowledge**) is to analyse, monitor,  
evaluate, learn, innovate & produce  
**social and technical knowledge**



*Learning-by-doing and low-regrets actions can help **reduce risks**  
now and also promote future adaptation*

## 2. Early Pressure – Response Models



## 2. Early Pressure – Response Models

### Early Stimulus Response Models: OECD, UNCSD, EEA

- **OECD: PSR-Model** distinguished ‘pressure’ (P), ‘state of environment’ (S), & ‘response’ (R) indicators.
  - ‘*pressure*’ key factors are listed (population growth, consumption, poverty),
  - ‘*state*’ refers to environmental conditions that emerge from this pressure (air pollution, deforestation, degradation) that influence human health, well-being
  - ‘*response*’ manifold activities of society to avoid, prevent, reduce negative impacts on environment, and to protect natural resources from these effects.
  - Between these three elements of the PSR model there are many complex interactions (resource transfers, information, decisions).
  - **UN-CSD** (Committee for Sustainable Development) used with its **DSR** (*Driving Force-State-Response*) model a slightly modified framework.

# 2.1 PEISOR Model: Linking Global Environmental Change with Environmental Effects, Impacts, Societal Outcomes and Policy Responses

**PEISOR: Result of pressure and response models and of debates on environmental security and on natural hazards.**

**The PEISOR model combines five stages:**

- ***P (pressure)*** refers to 6-8 drivers of global environmental change
- ***E to the effects*** of the linear, non-linear or chaotic interactions within the 'hexagon' on environmental scarcity, degradation, and stress;
- ***I to extreme or fatal impacts*** of human-induced and climate-related natural hazards (storms, flash floods, flooding, landslides, drought);
- ***SO to societal outcomes***: internal displacement, migration, urbanization, crises, conflicts, state failure, and
- ***R to response by society***, business community, state where both traditional & modern technological knowledge can make a difference.

**Hazards cannot be prevented**, their **impact** in terms of deaths, affected people, economic & insured damages can be reduced by policies & measures that link protection with empowerment of the people to become more resilient.

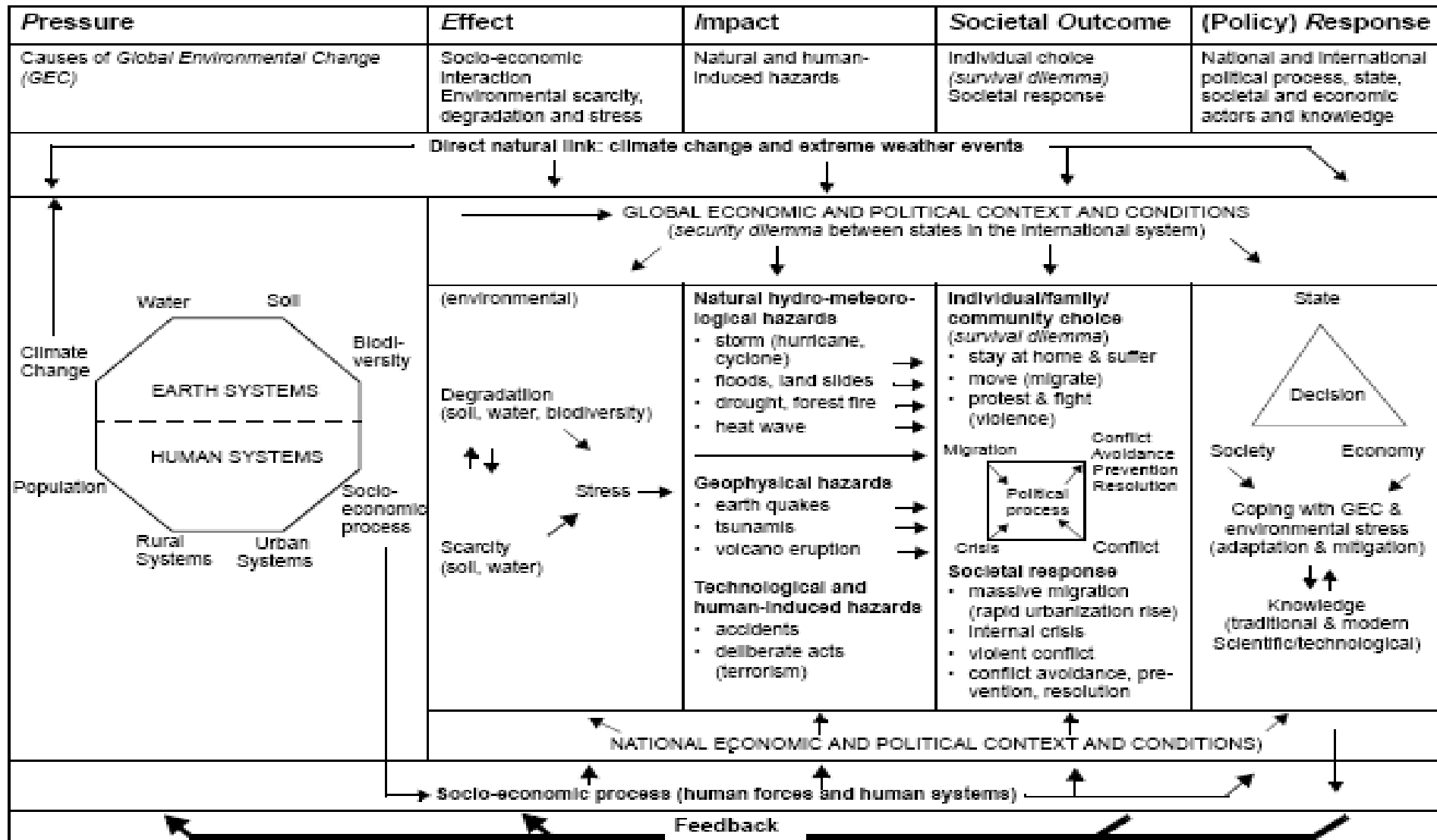
**Workshop: P: Urban Climate Change; R: Community Resilience**

## **2.2 PEISOR Model on Climate Change: Geophysical Effects & Societal Outcomes**

- **4 geophysical effects will most likely increase**
  - Temperature change (2°C stabilization goal by 2100??)
  - Sea-level Rise much higher and longer lasting (threat)
  - Precipitation change (impact on drought, food security)
  - Increase in hydro-meteorological, climatological hazards

Likelihood of crossing tipping points in climate system may rise
- **2°C world increasingly unlikely, 4°-6°C world more probable: dangerous, catastrophic Climate Change**
  - People's movement (displacement, distress migration)
  - Domestic, regional crisis & violent conflicts may increase
- **How to analyse these changes: models?**

# 2.3 Global Environmental Change & Impacts: PEISOR Model



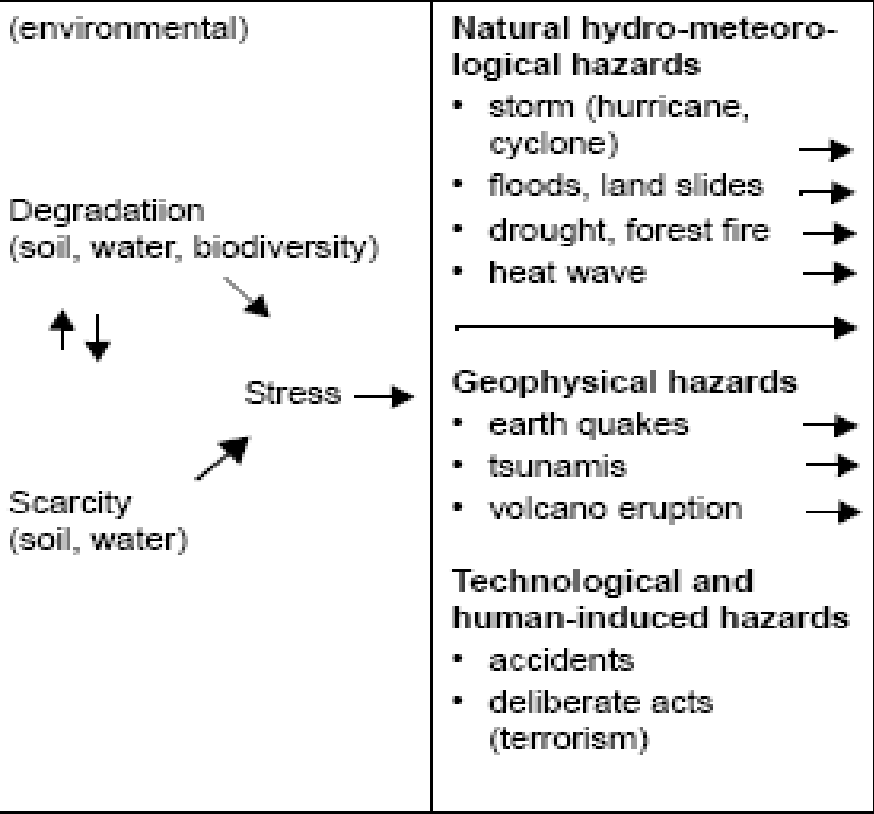


## 2.4 Applying the Model to Thailand

- **Human pressure: population growth (demand side),**
  - rural (agriculture, food) & urban systems (industry)
  - socio-economic processes (production & consumption)
- **Environmental pressure: Global Environmental and Climate Change: Soil, water, biodiversity & climate change**
- **Effects: env. scarcity, degradation & stress (water, soil)**
- **Impacts: heat waves, storms, floods**
- **Societal Outcomes: death, affected, economic damage (e.g. big flood of August 2011)**
- **Policy Response: proactive vs. reactive**
  - Infrastructure, early warning & societal community resilience

Effect	Impact
Socio-economic interaction Environmental scarcity, degradation and stress	Natural and human-induced hazards

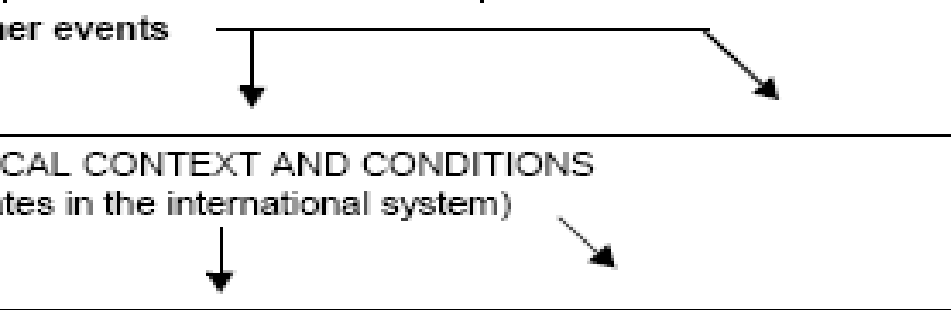
Direct natural link: climate change and extreme weather



## 2.5 E: Effect & I: Impact

- **E: Environmental security debate of 1990s**
  - Toronto school (Homer-Dixon)
  - Swiss school (G. Bächler):
  - Soil scarcity > degradation > environmental stress
- **I: climate change -> extreme weather events**
  - Hydrometeorological hazards
    - **Drought (wind erosion)**
    - Heatwaves
    - Forest fires
    - Storms (hurricanes, typhoons)
    - **Flash floods & landslides (wind & water erosion)**

Societal Outcome	(Policy) Response
Individual choice ( <i>survival dilemma</i> ) Societal response	National and international political process, state, societal and economic actors and knowledge



**Individual/family/  
community choice**  
(*survival dilemma*)

- stay at home & suffer
- move (migrate)
- protest & fight  
(violence)

Migration

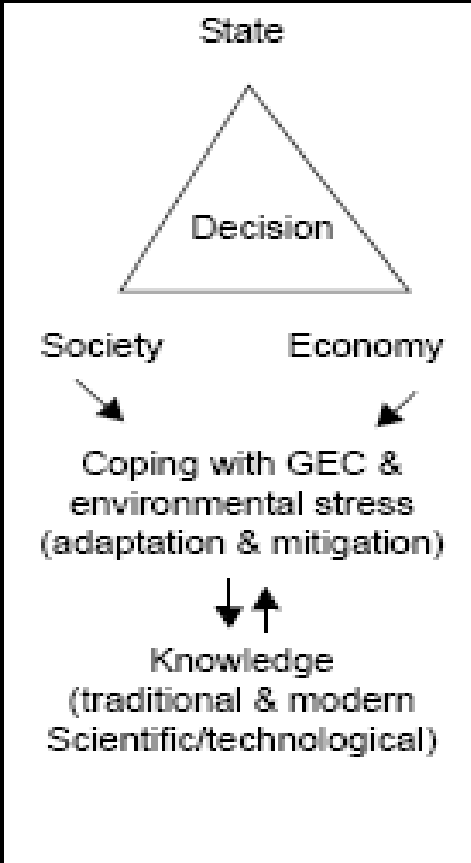
Conflict Avoidance  
Prevention  
Resolution

Crisis

Conflict

**Societal response**

- massive migration  
(rapid urbanization rise)
- internal crisis
- violent conflict
- conflict avoidance, pre-  
vention, resolution



## 2.6 SO: Societal Outcomes

- **Individual level (choice)**
  - Human security perspective
  - **Survival dilemma of humans**
- **State/society level**
  - **Rural-urban migration**
  - **Foreign immigration (Myanmar, Cambodia, Laos)**
    - Seasonal (labour)
    - Permanent
  - Residence (flood prone areas)
  - **Crises: domestic (related?)**
  - **Conflicts:**
    - Peaceful protests
    - Violent clashes
  - **Complex emergencies (2004: Sri Lanka, Indonesia: Aceh)**

## **2.7 R: Policy Response to Security Dangers posed by Global Environmental Change: **Object****

- **How? Responsive vs. proactive action**
  - **Response:** cost of non-action (Stern Report)
  - **Proactive:** anticipatory knowledge, learning, action
- **What? Addressing Causes (**Pressure**)**
  - **Earth system:** environmental quartet
  - **Human:** productive & consumptive behaviour
- **Responding to **Effects and Impacts****
  - **Environmental stress**
  - **Climate-related natural hazards**
- **Addressing **Societal Outcomes**: Migration & Conflicts**

## 2.8 Climate Change & Security: Challenges for New Peace & Security Policy in the Anthropocene

- **New security challenges require new security & peace policy for the Anthropocene**
- **We are the threat! Impossible to fight against oneself !**
  - **threat:** our fossil energy consumption and way of life
  - **solution: GHG reduction by 2050: -50% (global), -80% ICs**
    - Electricity, heating, transportation, industry
    - Increase in energy efficiency and renewable energy
  - **Global responsibility and global action**
  - **Proactive vs. reactive Policy and Crisis Management**
    - **Reactive: Welt financial crisis: no price is too high**
    - **Dominance of mindset and Worldview of business as usual (BAU)**  
**Short term horizon: Reactive political & economic action**
    - **International Climate Policy since 2009, failure of Rio+20**
    - **Proactive: climate change response: sustainability transition strategies**

### **3. A Human Security Approach to Climate Change and Community Resilience**



# 3. A Human Security Approach to Urban Climate Change and Community Resilience

## Human Security: UNDP (1994), HSN (1999), CHS (2003)

- Dual goal:
  - Task of the government: protection: early warning & infrastructure (shelters, urban planning)
  - Empowerment; capacity-building and training

## Four Pillars of human security

- Freedom from fear (Canadian, Norwegian approach)
- Freedom from want (Japanese, Thai approach)
- Freedom to live in dignity (Kofi Annan: In Larger Freedom, 2005)
- **Freedom from hazard impact** (UNU-EHS: Bogardi/Brauch (2005))

# 3.1. Deepening: State- vs. People Centred Human Security

- UNDP Human Security Report (1994: 3) by Mahbub ul Haq, Pakistan: *New Dimensions of Human Security*
  - Security ... means safety from the constant **threat of hunger, disease, crime and repression**. It also means protection from **sudden and hurtful disruption in the pattern of our daily lives** – whether in our homes, in our jobs, in our communities or in our environment.
- Human Security Commission: Human Security Now, 2003 (Ogata/Sen)
  - **Human security complements state security, enhances human rights and strengthens human development**. It seeks to **protect people** against a broad range of threats to individuals and communities and, further, **to empower them to act on their own behalf**. And it seeks to forge a global alliance to strengthen the institutional policies that link individuals and the state – and the state with a global world. Human security thus brings together the human elements of security, of rights, of development.
  - The Commission on Human Security's definition of human security: **to protect the vital core of all human lives in ways that enhance human freedoms and human fulfilment**. Human security means protecting fundamental freedoms – freedoms that are the essence of life. It means **protecting people from critical (severe) and pervasive (widespread) threats and situations**. It means using processes that build on people's strengths and aspirations. It means creating political, social, environmental, economic, military and cultural systems that together give people the building **blocks of survival, livelihood and dignity**.





## 3.2 Human Security Commission Report: Sadako Ogata & Nobel Laureate Amartya Sen: Human Security Now (2003)

- *Commission on Human Security (CHS)* established in January 2001 at initiative of Japan. The Commission consisted of twelve persons, chaired by Sadako Ogata (former UNHCR) Amartya Sen (1998 Nobel Economics).
- **CHS goals:** a) promote public understanding, engagement and support of human security; b) develop the concept of human security as an operational tool for policy formulation and implementation; c) propose a concrete program of action to address critical and pervasive threats to HS.
- *Human Security Now* (2003) proposes a **people-centered** security framework that focuses “**on shielding people** from critical and pervasive threats and **empowering them to take charge of their lives**. It demands creating genuine opportunities for **people to live in safety and dignity and earn their livelihood**. Its final report highlighted that:
- More than **800,000** people a year lose their lives to violence. Ca. **2.8 billion** suffer from **poverty, ill health, illiteracy &** other maladies

# 3.3 Human Security Commission: Human Security Now (2003)

Independent Commission on Human Security (CHS), led by Sadako Ogata and Amartya Sen, in 2001 reached a new consensus on security threats facing contemporary societies in 21st century. CHS in its 2003 report Human Security Now: Protecting and Empowering People, defined HS as

- to **protect the vital core of all human lives in ways that enhance human freedoms and human fulfilment**. Human security means protecting fundamental freedoms – freedoms that are the essence of life. It means **protecting people from critical (severe) and pervasive (widespread) threats and situations**. It means using processes that build on people's strengths and aspirations. **It means creating political, social, environmental, economic, military and cultural systems** that together give people the building blocks of survival, livelihood and dignity.
- Urban Climate Change requires protection and Community Resilience relies on process of empowerment of the people!

# 3.4 Fourth Pillar of Human Security:

## Freedom From Hazard Impacts

- **UNU-EHS:** Bogardi/Brauch (2005), Brauch (2005)
- **Goal:** reduce dual vulnerabilities & enhance capacity building & coping capabilities of societies faced with natural & hum. hazards
- **Threats/Hazards:**
  - Environmental: floods, droughts, other natural disasters, environmental degradation, lack of water, human-induced climate change
  - Societal: poverty, improper housing, insufficient food and water, malfunctioning of technical systems, traffic accidents, population explosions, terrorism and organized crime
- **Develop vulnerability indicators & vulnerability mapping to apply to operational realm: working on solutions**
  - improved early warning systems\_capacity-building for early warning
  - disaster preparedness (education and training, infrastructure)
  - coordinated rapid disaster response by local, regional and national level
  - developing clear guidelines for post hazard reconstruction
  - long term strategies: e.g. Kyoto, Montreal Protocol
  - adaptation measures: e.g. dams, switching to renewable energy
  - mitigation measures: restrict housing in hazard areas (coastal areas-flooding, mud slides), charging more for garbage disposal and energy usage, birth control measures
- **Support community resilience, sustainable development & sustainability transition (e.g. urban energy, transport)**

# 3.5 Climate Change as a Human Security Challenge

- From a human security perspective, climate change was addressed by the *Global Environmental Change and Human Security (GECHS)* programme of IHDP in June 2005.
- Focus of the **Greek Presidency of the Human Security Network (2007-2008)** “to raise the international community’s awareness of the impact of climate change and global warming on human security, with regard to vulnerable groups, particularly women, children and persons fleeing their homes due to climate change”.
- **Barnett and Adger (2005)** discussed how climate change may undermine human security, and how human insecurity may increase the risk of violent conflict; as well as the role of states in human security and peace-building.
- **Scheffran, Brzoska, Brauch et al. (2012): Climate Change, Human Security and Violent Conflict**
- **The linkage between climate change and human security is addressed by Working Group (WG) II of the IPCC, that will be released in its fifth assessment report will be released in 2014.**

# 4. Reflections from an Emerging Peace Ecology



# 4. Reflections from an Emerging Peace Ecology

## – Conceptualising Peace

- **European concept:** Greek & Roman origins: Eirene & pax
- **Asian:** Hindu concept of Ahimsa: peace with nature
- **Is there a similar concept in Teravati Buddhism?**

## – Conceptualizing Ecology: The many ecologies

- ‘deep ecology’ (Leopold 1949; Naess 1973, 1989),
- ‘human ecology’ (Marsh 1864; Young 1974),
- ‘social ecology’ (Bookchin 1988, 2005),
- ‘political geoecology’ (Brauch/Dalby/Oswald Spring 2011).
- **‘peace ecology’ (Kyrou 2007, Oswald Spring/Brauch/Tidball)**

## – Peace Ecology: A new approach

- Environmental peacemaking
- **5 pillars of peace ecology:**
  - negative peace
  - positive peace
  - cultural peace
  - **sustainable peace**
  - engendered peace

# 4.1. Ecology: Term & Concept

- Ecology is based on Greek terms household, house or family and ‘logos’ speech, philosophy or science.
- The *ecology* concept was coined by Ernst Haeckel (1834-1919) for the study of living species and their physical and biotic surroundings.
- In late 19<sup>th</sup> century it was used for animals, plants, in hydrobiology, while a modern definition includes a) the interactions between organisms (individuals, populations), b) in their abiotic and biotic environment and c) links in energy, material and information flow.
- Ecology concept “has been centrally concerned with the concept of adaptation and with all properties having a direct and measurable effect on demography, development, behaviour and spatio-temporal position of an organism.” (Ellen 1996)
- *Human ecology* is used in human geography, urban sociology and anthropology. Ellen (1996) argued that “the other major impact of ecological concepts in the social sciences has been in the relation of political environmentalism, and to environment and development...”.

## 4.2 Manifold Ecological Approaches

- The ecology concept has been conceptualized by many social scientists as
  - ‘deep ecology’ (Leopold 1949; Naess 1973, 1989),
  - ‘human ecology’ (Marsh 1864; Young 1974),
  - ‘social ecology’ (Bookchin 1988, 2005),
  - ‘ecofeminism’ (d’Eaubonne 1974; Shiva/Mies 1997),
  - ‘political ecology’ (Thone 1935)
  - urban ecology
  - ‘political geocology’ (Brauch/Dalby/Oswald Spring).
  - **Peace ecology (Kyrou 2007, Oswald Spring/Brauch/Tidball 2014)**



# 4.3 Peace Ecology

- Peace ecology calls for “peace with nature” that is increasingly being challenged by the manifold anthropogenic interventions into the earth system during the Anthropocene (Crutzen 2000): To achieve ‘peace with nature’ is a domestic and international task.
- How human beings respond to these new dangers to the survival of the species but also of plants and animals through a declining biodiversity depends on the worldview of the scientists but also on the mindset of the elites and on whether the carbon lobbies succeed.
- Business-as-usual prevails when the political, economic and military elites are unwilling or unable to act to address the root causes of global environmental and climate change. Many religious leaders, scientists, policymakers have called for an alternative vision aiming for a new scientific revolution, for a fundamentally different worldview shifting to an alternative paradigm of sustainable development and sustainable peace (Scheffran 2011; OECD 2011), where the ethical goal of ‘peace with nature’ can be achieved.



# 4.5 Conceptual Pillars of Peace Ecology

- Peace ecology in the Anthropocene may be conceptualized with 5 conceptual pillars consisting of peace, security, equity, sustainability & gender.
- *Sustainable peace* refers to links among peace, security & environment, where humankind and the environment as 2 key parts of global Earth face the consequences of destruction, extraction and pollution.
- **Sustainable peace** includes also processes of recovering from environmental destruction, reducing the human footprint in nature through a less carbon-intensive - and in the long-term possibly carbon-free and increasingly dematerialized production processes that future generations may still be able to decide on their own resources and development strategies.

# 5 Relevance for Climate Change and Social Impact Analysis?



# 5 Relevance for Thailand?

- GHG emissions in the energy sector increased by 200% (1990-2012). Urbanization is projected to rise from 33 to 55% between 2010 and 2050. Thus urban GHG and CO2 emissions will prevail in Thailand.
- Urban CO2 emissions are projected to rise significantly in the energy, transport, industry and housing sectors if strategies of BAU dominate.
- **Thus, in Thailand the urban centres are both a threat to and a victim of global environmental change.**
- **The rural areas and farmers have been affected severely by both floods and drought: drop in crop yield and income!**
- This poses potential human security consequences due to the dual environmental & social vulnerability.
- **The knowledge sector can raise awareness on these linkages, develop the infrastructure and enhance community resilience by capacity building and training activities. Architecture matters!**

# 5.1 Relevance for Thailand

- Stimulus-response and the PEISOR model offer a tool for a systematic analysis of climate change impacts for urban centres and for bottom-up policy responses through community resilience.
- With a human security approach the linkages between urban climate change and community resilience may be upgraded as issues of „utmost importance“ that need „extraordinary measures“.
- The urban and peace ecology approaches may offer different tools for an empirical and normative analysis of these complex linkages.

# 6 We are the threat and victims and should become the solution!

- The Atmosphere does not distinguish GHG emissions from North and South. The social impacts can be deadly and lead to conflicts
- The impacts will be more severe where environmental and social vulnerability are high and will affect the poorest most, also in Thailand
- There are alternatives of a transition to sustainable development: in energy (efficiency, renewables), transportation and also in agriculture
- Moving towards sustainability transition and sustainable peace: peace ecology as a possible framework
- This is a challenge and task for universities globally and also for Thailand and **Maharakham University**

**Thank you for your attention and patience**



**Text soon for download at:  
<http://www.afes->**